




February



Valentine's Day Treat


Ingredients:

- 1 bag Hershey's Kisses (cookies&cream)
- 1 bag Valentine M&Ms
- 1 bag of mini pretzel twists



Instructions:

Preheat the oven to 225*. Line baking sheet with parchment paper. Arrange pretzels on baking sheet. Open Hershey's and place on each pretzel. Put the pan in the oven for 6-7 minutes allowing the chocolate to partially melt. Remove from the oven and put an M&M on each point and push down. Allow to cool to let the chocolate harden.



Adventure Camp will be open for
Spring Break March 20th to
March 31st. Keep your eyes out for
registration to open! 😊

Extra Activities Available



Soccer with Soccer Shots
Basketball with Coach Chris
Piano with Luisa



FEBRUARY

Stella	Feb 4 th	4 Years-Old
Caiden	Feb 4 th	4 Years-Old
Mikey	Feb 5 th	1 Year-Old
Hadley	Feb 14 th	4 Years-Old
Winston	Feb 15 th	5 Years-Old
Finley	Feb 21 st	3 Years-Old
Harrison	Feb 24 th	3 Years-Old
Caelum	Feb 25 th	2 Years-Old
Tzartania	Feb 26 th	4 Years-Old
Logan	Fab 28 th	4 Years-Old

\$100 OFF TUITION

Refer a friend to Caughlin Club Kidz and get a \$100 **OFF** tuition if they enroll for three months.

*Some restrictions may apply. Must be enrolled at least 3 full days per week for 90 days. Limited to one child per family. In order to redeem present to Director.



hello February



Textured Yarn Heart

Materials:

- Yarn (multiple colors)
- Clear Glue
- Construction Paper
- Scissors



Instructions:

Cut long pieces of yarn out of various colors. Outline a heart on the piece of construction paper. Place glue along outline and place yarn over that. Then squirt glue all inside of the heart and let your child fill that in with pieces of yarn. You can add more glue as you go to make sure yarn stays in place. Once finished you can add a little more glue to ensure everything stays in place.

IMPORTANT DATES:

Goundhog Day - February 2nd

Pajama Day - February 10th

Valentine's Day - February 14th

Red and Pink Day - February 14th

Presidents' Day - February 20th

Tie Dye Day - February 22nd



Curriculum Corner:

Week 1: Groundhog Day/Animal Habitats

Week 2: Feelings/Valentine's Day

Week 3: Pets

Week 4: Dr. Seuss


Number: 2/Dos Letter: C & D

Color: Pink Shape: Heart/Corazon


Yoga Pose: Cat

Sign Language: Eat & Drink

Spanish: Comer & Bebido



MEET THE TEACHER!



We would like to welcome our new teachers to our team. Please welcome Ms. Michelle in our Whales classroom, Ms. Emma in our Jellyfish classroom and welcome back to Ms. Kristin to our Starfish/Floater position!